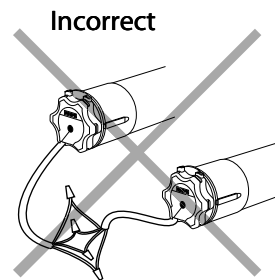
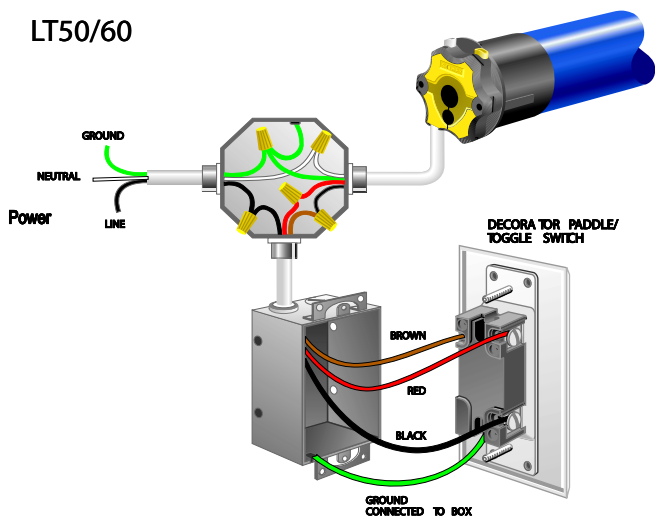
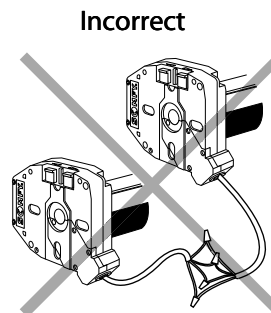
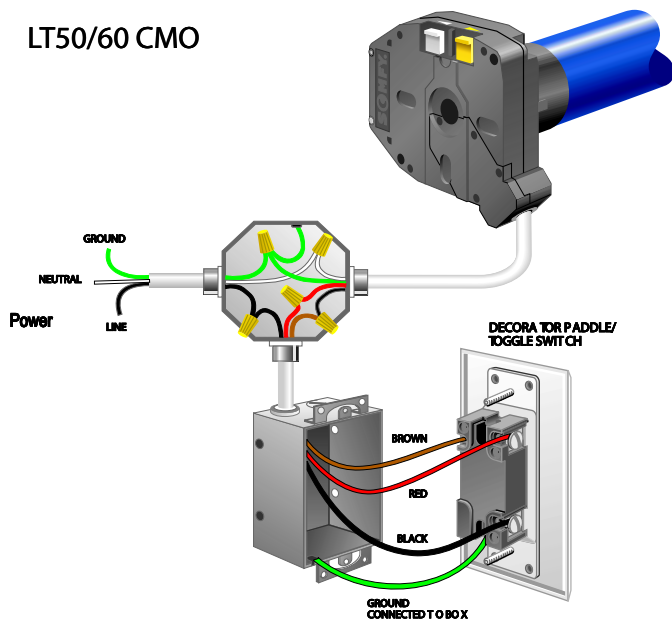


LT50/60



WARNING:
Do not wire two or more L T operators to one single pole switch .
This will cause the motors to malfunction .

LT50/60 CMO

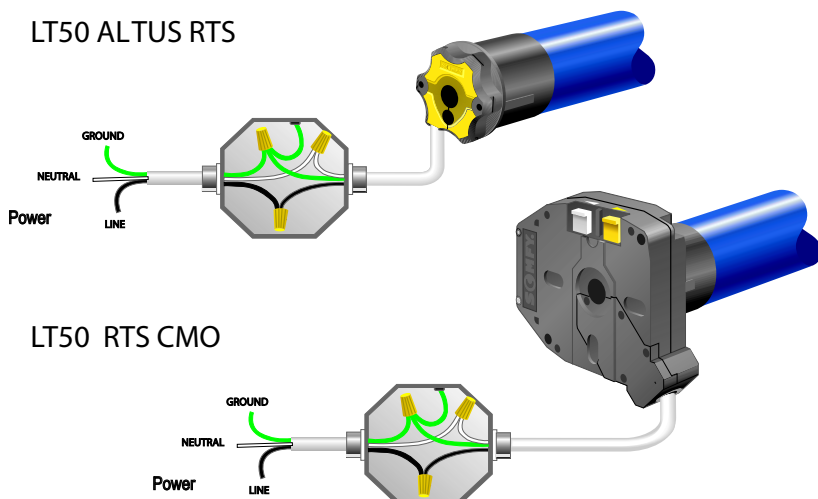


LT MOTOR WIRING COLOR OR CODE

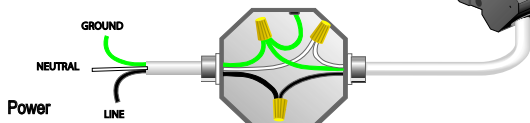
| 120V AC | CODE |
|---------|--------------------|
| BLACK | WHITE PUSH-BUTTON |
| RED | YELLOW PUSH-BUTTON |
| WHITE | (C) COMMON |
| GREEN | (G) GROUND |

Note: Only RTS and IL T motors can be wired in parallel.

LT50 ALTUS RTS



LT50 RTS CMO



LT50 ALTUS RTS AND LT50 RTS CMO MOTOR WIRING COLOR OR CODE

| 120V AC | CODE |
|---------|-------------|
| BLACK | (H) HOT |
| WHITE | (N) NEUTRAL |
| GREEN | (G) GROUND |