

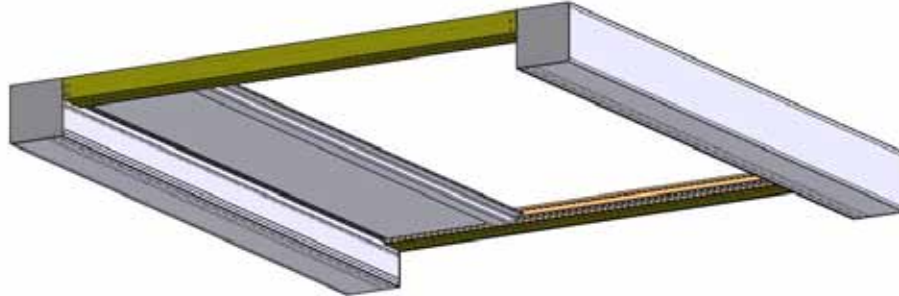
Product Cut Sheet: Premium Skylight

Premium Skylight with adjustable side channels

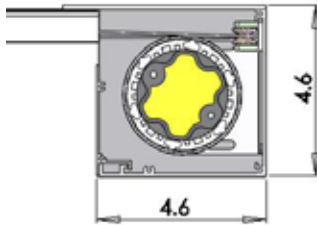
For large Skylight applications Solar Shading Systems offers Premium Motorized Skylight. The shade fabric for this product is constantly tensioned from both sides along the entire distance of travel. An "L" shaped 4 1/2" by 4 1/2" aluminum extrusion provides space for both the fabric and motor. For skylights longer than 96 inches, a "U" shape 7" by 9" extrusion is used to cover motor and fabric side of Skylight.

Roll: Available for regular roll only
Color: White
Mount: Inside
Motor: AC
Wires: Right or Left
Minimum Width: 30"
Maximum Width: 144"

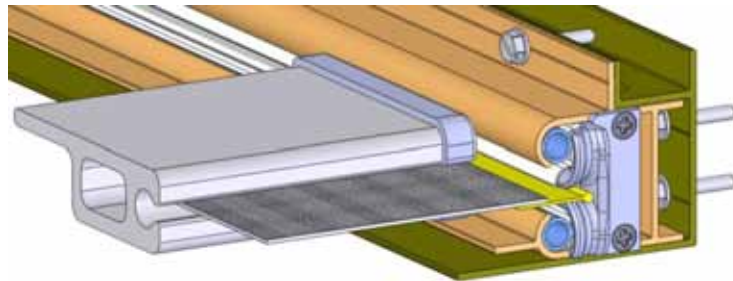
Minimum Length: 30"
Maximum Length: 180"



Premium Motorized Skylight



Cross section of Premium Motorized Skylight



Side Channel Assembly

If the walls are not perfectly parallel, the side channel assembly provides needed adjustability and guidance for the fabric during forward and backward movement. The stationary side channel is rigidly mounted to the wall. A second sliding channel rests on the bottom lip of the stationary channel and can be adjusted along the length with the screws mounted to the top vertical wall. A vinyl extrusion is placed inside of the sliding channel thereby securing the side edge of the fabric. Additional dampening and adjustability is provided by two bulb seals which are inserted on both sides of the vinyl guiding component. Fabric enters the side channel through a molded Nylon 6 fabric guide. Heavy-duty aluminum extrusion hem bar finished with Delrin end caps ensures front tension and guidance to the fabric while traveling along side of the channels.

Specifications:

Electric Motor: Tubular AC motor, 3-wire, lifetime lubricated, instantly reversible, thermal overload protector and electric brake.

Hardware:

- Roller tubes – 6063 T6 extruded aluminum reinforced with ribs
- Spring take up – Industrial quality 2 3/4" roller with heavy duty .090" wire spring
- Idlers – Nylon 6 body with zinc plated steel pin
- Brackets – Industrial quality zinc plated 14 gage steel
- End caps – 6063 T5 extruded aluminum .100" thick.
- Head box – 6063 T5 aluminum extrusion
- Side channels - 6063 T5 aluminum extrusion
- Fabric retainer – Vinyl extrusion
- Fabric guide – Nylon 6 molded component
- Tension wire – Type 302/304 Stainless Steel Wire, Ø.063 Braking Strength 270lb