

Z Solar Shade has the look of a flat shade and the operation of a pleated shade.

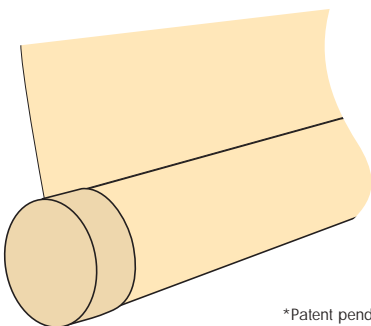
Features:

- Flat shade look with decorative pleated shade features
- Single shades to 240" wide with railroaded sunscreens
- 4" Z pleats standard for a distinctive decorative appearance
- Self-valance to conceal all operating hardware

Optional Features:

- 2", 3" or 4" pleat spacing to align with design and field requirements
- Easy Rider or catch lock lift system for ultimate shade control (all components concealed in headrail)
- Heavy-duty and motorized operating systems for effortless shade control
- Ceiling or wall mount, left or right control

Round Bottom Bar covered with sunscreen and capped at ends with matching cap.



*Patent pending

Z SOLAR SHADES™

From every perspective, the new Z Solar Shade* is innovative and impressive. It is, in fact, the next generation in window shade treatments.

When the shade is fully closed, the screen is virtually flat, providing a clean and unobstructed view to the outside with only a hint of Z pleating. Partially closed, the Z Shade folds perfectly to the desired height with the upper portion retaining a clear view.

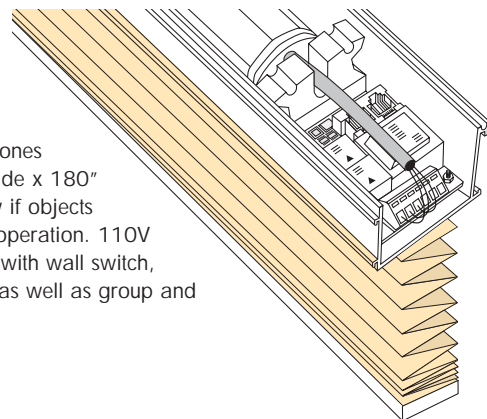
When the shade is completely retracted, the stack space is minimal and the self-valancing feature masks the headrail and the



Deluxe office setting with shades at various heights. Z Solar Shades offer a clear vista when used with an attractive pleated design.

SSS•40 Heavy-Duty Motorized Lift System

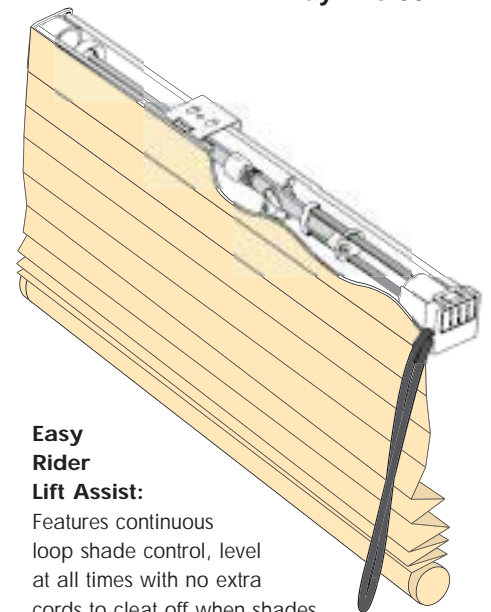
with patented cord take-up cones will lift system up to 240" wide x 180" high. Realigns automatically if objects temporarily obstruct normal operation. 110V hard-wired system available with wall switch, infrared and radio remotes, as well as group and automated controls.



operating components. The result is a noticeably softer, more elegant look when compared to other market presentations. In addition, the Z Shade is self-valanced and has a matching sunscreen-covered bottom rail.

The Z Solar Shade is available with catch/lock controls and Easy Rider Lift Assist as well as motorized operations. Z Solar Shades are priced competitively with all other types of shades and are available in manual units up to 240" wide.

Note: All sunscreens are "railroaded" (turned 90 degrees to samples shown).

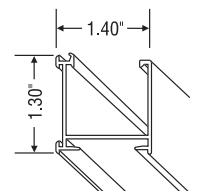


Easy Rider Lift Assist:

Features continuous loop shade control, level at all times with no extra cords to cleat off when shades are in up position. 2-to-1 mechanical advantage clutch release with standard headrail (3-to-1 with heavy-duty) allows for ease of operation.

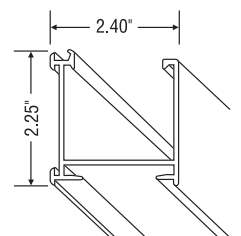
Standard Duty Headrail:

Fully enclosed headrail system with all components concealed inside. Capable of lifting up to 50 s.f. of shades with ease. Widths to 168" wide.




Heavy-Duty Headrail:

Fully enclosed headrail system for use with extra long (up to 180"+/-) and over-sized shades. Capable of lifting up to 100 s.f. of shades up to 192" wide.



Universal Wall and Ceiling Bracket:

For both types of mounting conditions. Headrails snap into position for positive attachment.

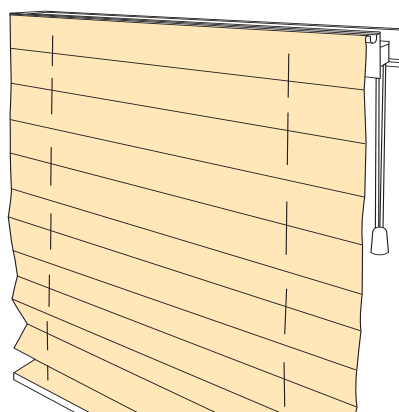


Above: Solar Shades stack in a minimum of space without exposed hardware when retracted.

Below: Shades can be adjusted to any level with a filtered view to the outside above and a clear view below.

Cord Catch Lift System

features an economical control for quick and efficient alignment of shades. Incorporating the standard venetian blind hardware with Z Solar Shades offers cost and operating efficiencies to these advanced sunscreen shades. Not available in the heavy duty headrail and a 3/4" clearance must be maintained at operating side.



Not available in the heavy duty headrail and a 3/4" clearance must be maintained at operating side.